



Analysis of Udyam Registration Data

Maharashtra State

(MSMEs registered upto 31st July, 2021)

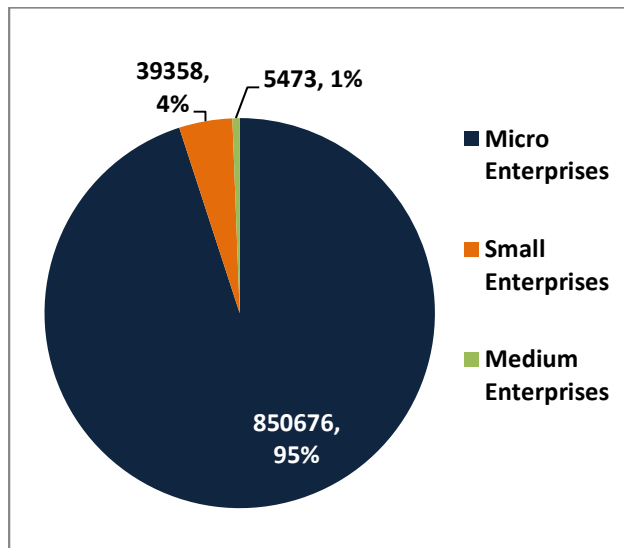
Office of Development Commissioner (MSME)
Ministry of Micro, Small and Medium Enterprises

<https://udyamregistration.gov.in>

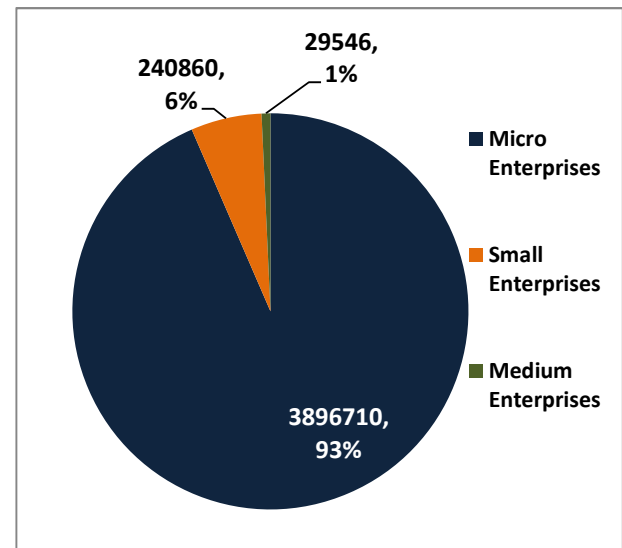
1. Distribution of MSMEs:

8,95,507 no. of MSMEs were registered on Udyam Registration portal in the state of Maharashtra, as on 31st July, 2021; comprising of 8,50,676 Micro Enterprise (95%); 39,358 Small Enterprise (4%) and 5,473 Medium Enterprise (1%).

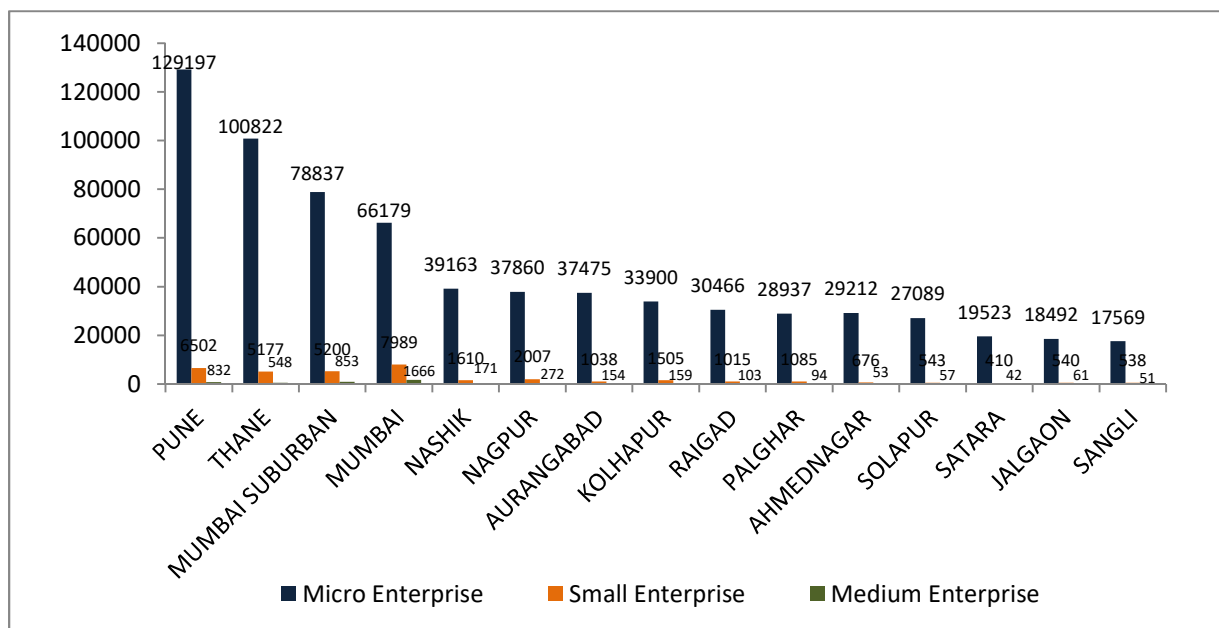
MAHARASHTRA



ALL INDIA LEVEL



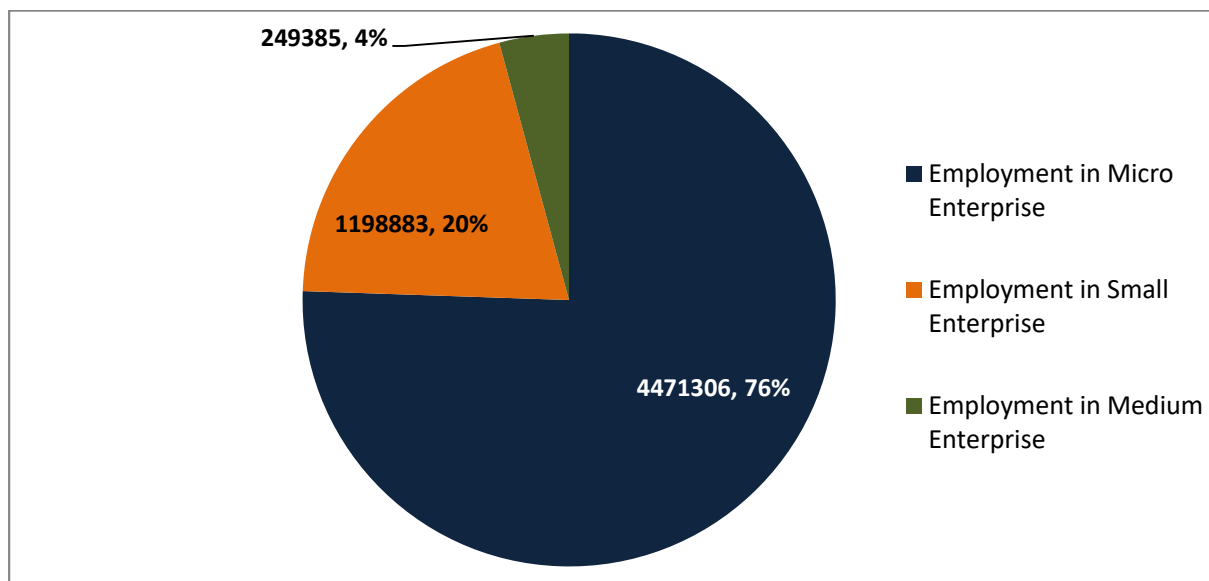
2. Distribution of MSMEs : Top 15 Districts



Pune, Thane, Mumbai Suburban, Mumbai and Nashik are the top 5 districts in terms of highest number of Udyam Registrations in the state of Maharashtra.

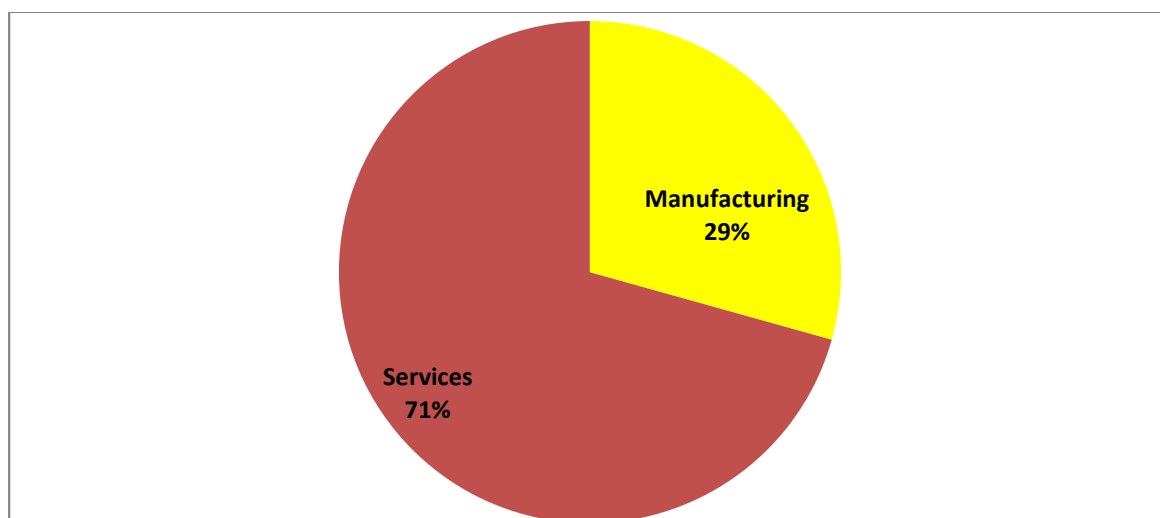
3. Employment Details

As per the Udyam Registration data, 59,19,574 no. of people are employed by MSMEs in the state of Maharashtra, comprising of 44,71,306 people in Micro (76%); 11,98,83 people in Small (20%) and 2,49,385 employees in Medium Enterprises (4%).



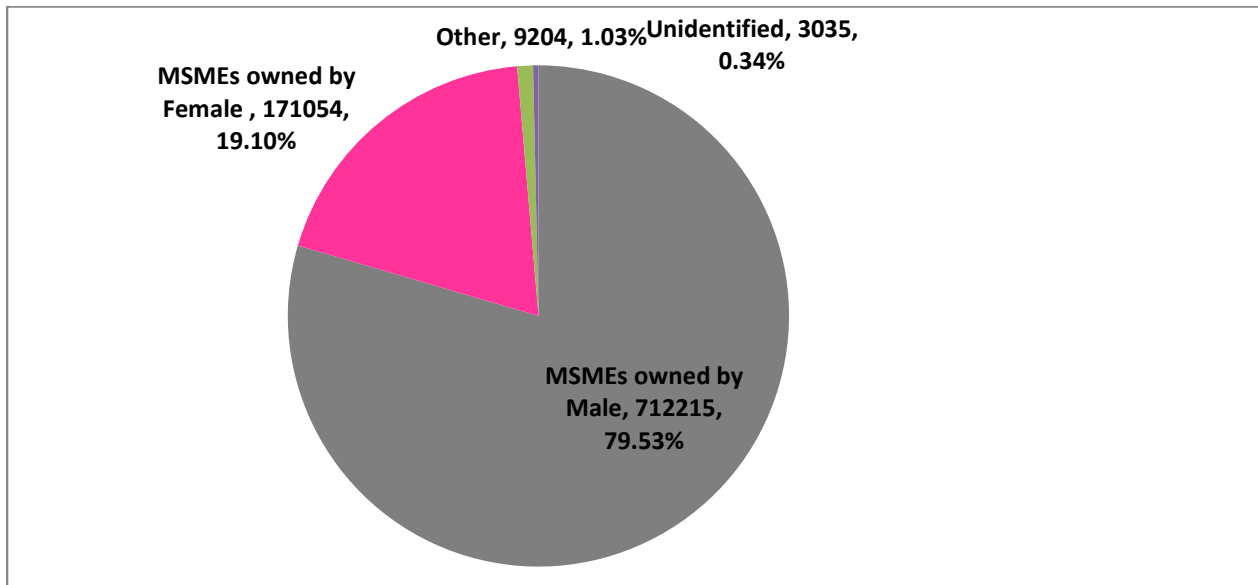
4. Nature of Business

In the state of Maharashtra, Services dominates the Manufacturing category. There are 632,744 n.o. of Services category MSMEs, while 262,765 no. of MSMEs are engaged in manufacturing category.



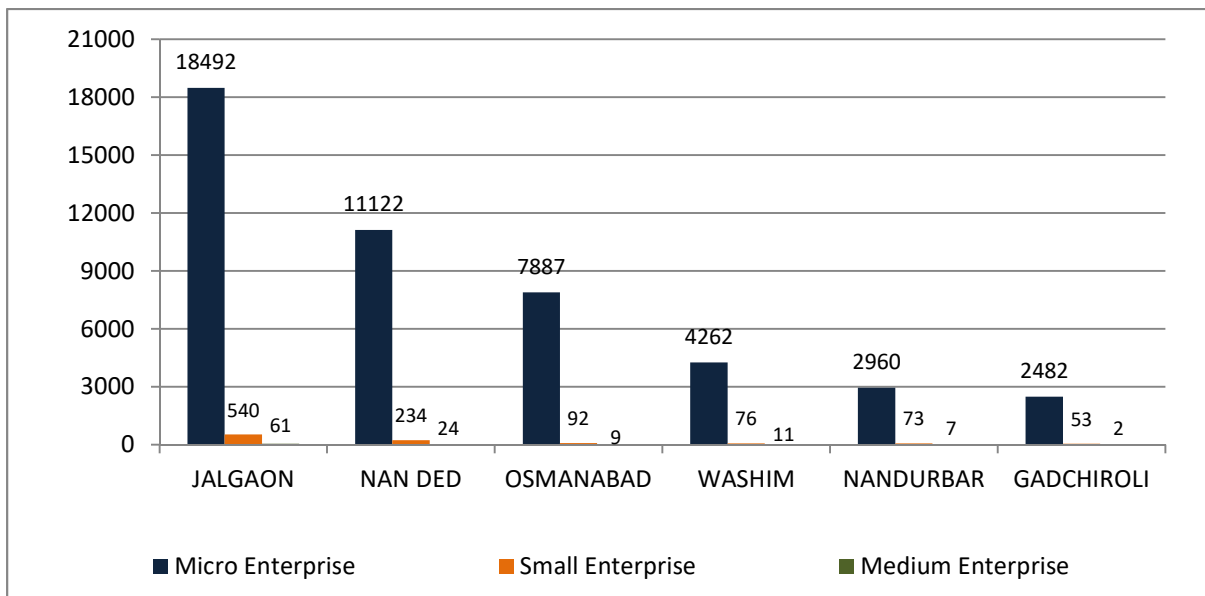
5. Gender wise Data

In the state of Maharashtra, around 80% of MSMEs are owned by Male Entrepreneurs, while Female owns 19% of MSMEs and other 2% are under unidentified and others category.



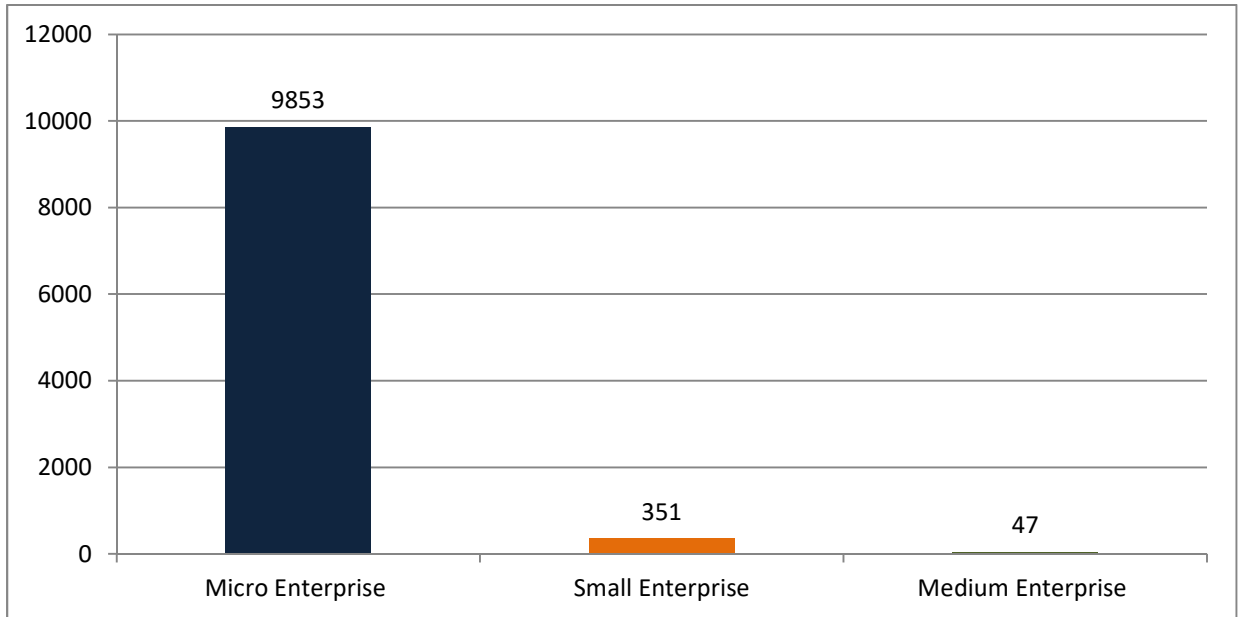
6. Aspirational Districts

Jalgaon has the highest number of MSMEs amongst the aspirational districts.



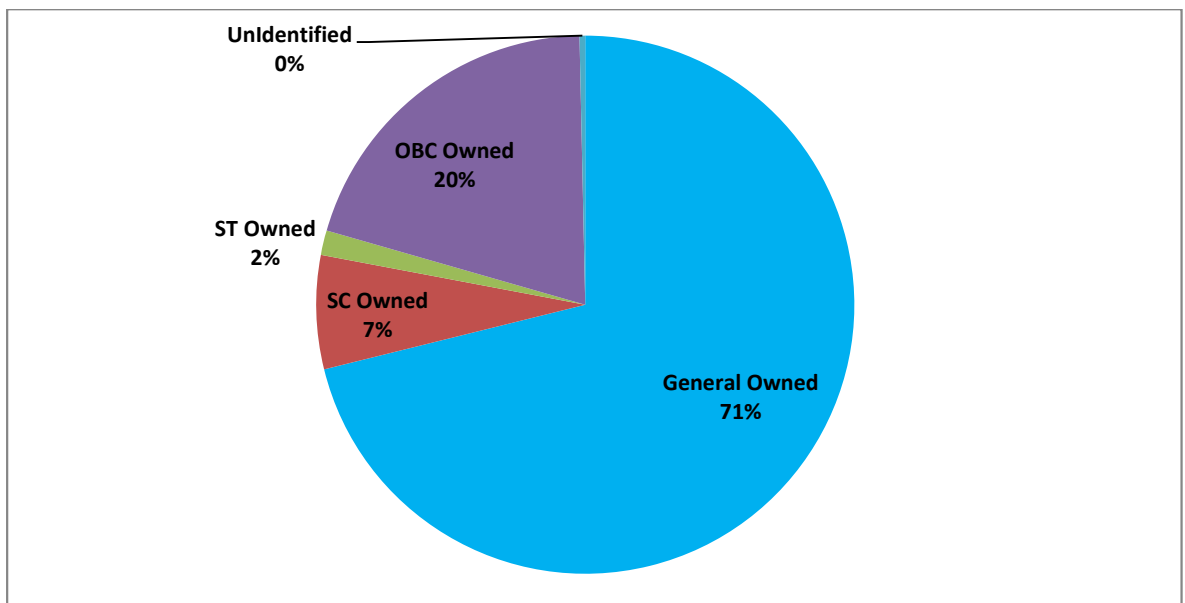
7. MSMEs owned by Divyangjans:

A total of 10,251 MSME units are owned by Divyangjans.

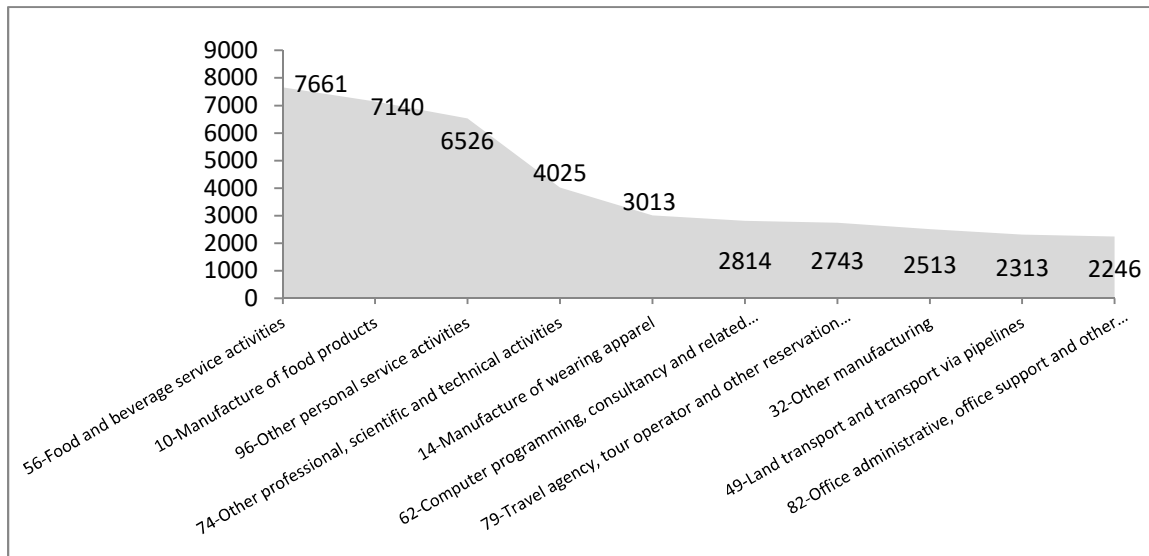


8. Social category wise Data

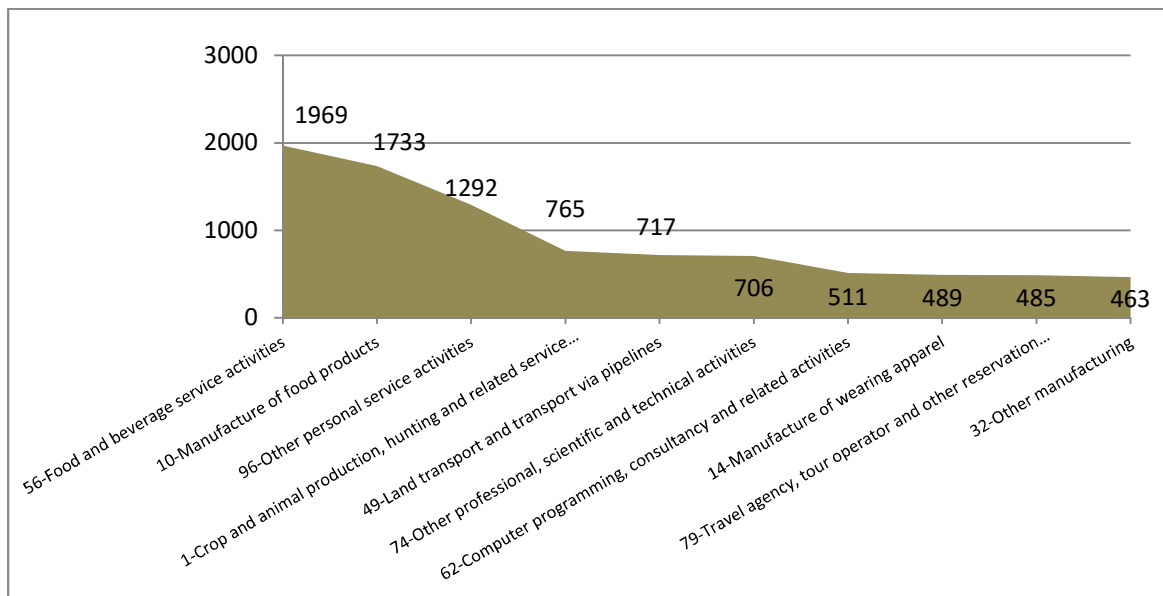
71% of MSMEs are owned by General category entrepreneurs, 20% are owned by OBCs, while 7% & 2% are owned by SC and ST category, respectively.



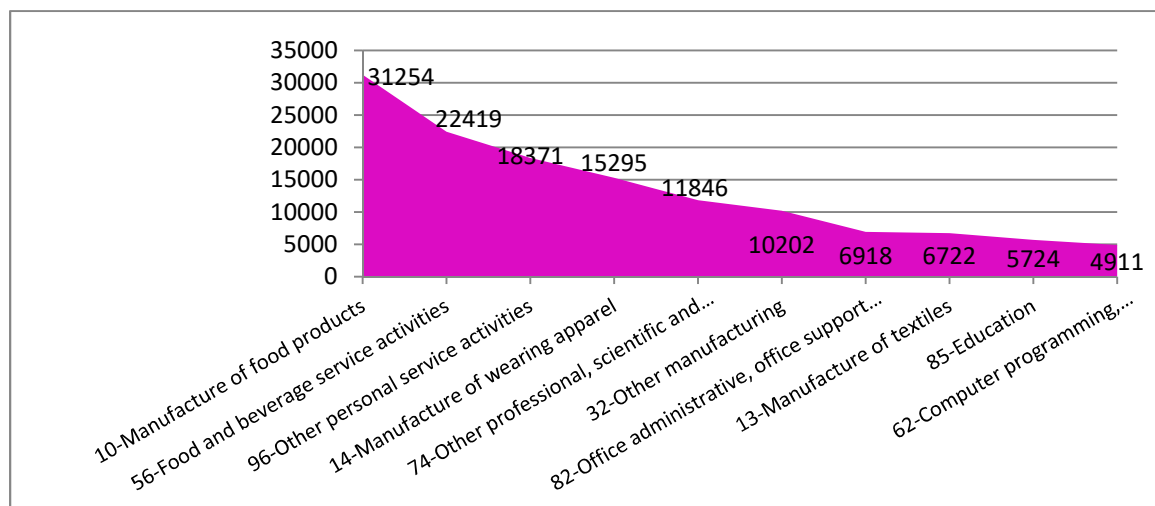
9. Top 10 NIC 2 Digit Code – SC entrepreneurs



10. Top NIC 2 Digit Code- ST entrepreneurs



11. Top NIC 2 Digit Code- Women entrepreneurs



12. Investment in Plant & Machinery by MSMEs

Investment (In Rs.)	No. of MSMEs
Less than 50 lakh	868179
More than 50 lakh- 1 crore	11385
More than 1 crore- 5 crore	12536
More than 5 crore - 10 crore	1953
More than 10 crore-25 crore	1149
More Than 25 crore- 50 crore	311
Total	895513

13. Net Turnover by MSMEs

Turnover (Rs.)	No. of MSMEs
Upto 1 crore	801397
More than 1 crore- 2 crore	25793
More than 2 crore - 3 crore	13309
More than 3 crore-4 crore	8685
More than 4 crore - 5 crore	6281
More Than 5 crore- 10 crore	15681
More than 10 crore - 25 crore	13708
More than 25 crore - 50 crore	5820
Above 50 crore	4839
Total	895513

14. Exports by MSMEs

Exports (Rs. In Cr.)	No. of Micro Enterprises	No. of Small Enterprises	No. of Medium Enterprises	Total No. of MSMEs
Upto 1 crore	7029	4231	663	11923
More than 1 cr - 5 crore	1474	1532	416	3422
More than 5 crore-10 crore	427	538	225	1190
More than 10 crore - 25 crore	334	510	286	1130
More than 25 crore - 50 crore	90	268	179	537
More than 50 crore - 100 crore	34	146	128	308
More than 100 crore - 200 crore	9	75	94	178
Above 200 crore	1	23	62	86

Annexure 1: District Wise MSMEs having Udyam Registration.(As on 31st July, 2021)

S.No.	District Name	Micro	Small	Medium	Total MSMEs
1	PUNE	129197	6502	832	136531
2	THANE	100822	5177	548	106547
3	MUMBAI SUBURBAN	78837	5200	853	84890
4	MUMBAI	66179	7989	1666	75834
5	NASHIK	39163	1610	171	40944
6	NAGPUR	37860	2007	272	40139
7	AURANGABAD	37474	1038	154	38666
8	KOLHAPUR	33900	1505	159	35564
9	RAIGAD	30466	1015	103	31584
10	PALGHAR	28937	1085	94	30116
11	AHMEDNAGAR	29212	676	53	29941
12	SOLAPUR	27089	543	57	27689
13	SATARA	19523	410	42	19975
14	JALGAON	18492	540	61	19093
15	SANGLI	17569	538	51	18158
16	AMRAVATI	11767	294	28	12089
17	JALNA	11837	217	32	12086
18	NAN DED	11122	234	24	11380
19	BULDHANA	10436	221	18	10675
20	LATUR	9615	292	37	9944
21	BEED	9542	170	16	9728
22	RATNAGIRI	9545	109	6	9660
23	PARBHANI	8495	90	16	8601
24	AKOLA	7964	330	28	8322
25	YAVATMAL	8124	179	17	8320
26	OSMANABAD	7887	92	9	7988
27	CHANDRAPUR	7231	265	31	7527
28	WARDHA	7260	161	39	7460
29	DHULE	6131	261	21	6413
30	SINDHUDURG	5293	74	2	5369
31	GONDIA	5035	187	5	5227
32	BHANDARA	5008	83	4	5095
33	WASHIM	4262	76	11	4349
34	HINGOLI	3960	62	4	4026
35	NANDURBAR	2960	73	7	3040
36	GADCHIROLI	2482	53	2	2537
	Total Maharashtra	850676	39358	5473	895507

Annexure 2: Top 30 NIC 5 Digit Code- Manufacturing MSMEs

S.no.	NIC 5 Digit Code	Item name	No. of MSMEs
1	32909	Manufacture of other articles n.e.c.	31556
2	14101	Manufacture of all types of textile garments and clothing accessories	20050
3	41001	Construction of buildings carried out on own-account basis or on a fee or contract basis	15430
4	25999	Manufacture of other fabricated metal products n.e.c.	12199
5	10799	Other semi-processed, processed or instant foods n.e.c. except farinaceous products and malted foods and manufacturing activities like manufacture of egg powder, sambar powder etc. (this excludes the activities covered under 10619)	11933
6	42909	Other civil engineering projects n.e.c.	10268
7	41002	Activities relating to alteration, addition, repair, maintenance carried out on own-account basis or on a fee or contract basis	7773
8	14105	Custom tailoring	7578
9	10795	Grinding and processing of spices	6889
10	13999	Manufacture of other textiles/textile products n.e.c.	6821
11	10509	Manufacture of other dairy products n.e.c.	6588
12	32111	Manufacture of jewellery of gold, silver and other precious or base metal metal clad with precious metals or precious or semi-precious stones, or of combinations of precious metal and precious or semi-precious stones or of other materials	6477
13	22209	Manufacture of other plastics products n.e.c	5548
14	10309	Preservation of fruit and vegetables n.e.c.	5505
15	13121	Weaving, manufacture of cotton and cotton mixture fabrics.	5500
16	27900	Manufacture of other electrical equipment	5080
17	28299	Manufacture of other special-purpose machinery n.e.c.	4979
18	10712	Manufacture of biscuits, cakes, pastries, rusks etc.	4890
19	1612	Operation of agricultural irrigation equipment	4792
20	43303	Interior and exterior painting, glazing, plastering and decorating of buildings or civil engineering structures	4753
21	33140	Repair of electrical equipment	4707
22	10796	Manufacture of papads, appalam and similar food products	4470

23	43900	Other specialized construction activities	4359
24	31001	Manufacture of furniture made of wood	4323
25	10501	Manufacture of pasteurised milk whether or not in bottles/ polythene packs etc. (plain or flavoured)	4275
26	43211	Installation of electrical wiring and fittings	4097
27	8106	Operation of sand or gravel pits, basalt / porphyry, clay (ordinary), crushing and breaking of stone for use as a flux or raw material in lime or cement, manufacture or as building material, road metal or ballast and other materials for construction	4086
28	24109	Manufacture of other basic iron and steel n.e.c	3798
29	36000	Water collection, treatment and supply	3761
30	1620	Support activities for animal production	3686

Annexure 3: Top 30 NIC 5 Digit Code- Services MSMEs

S.no.	NIC 5 Digit Code	Item name	No. of MSMEs
1	56291	Activities of food service contractors (e.g. for transportation companies)	43178
2	74909	Other professional, scientific and technical activities n.e.c.	37228
3	96098	General household maintenance activities like grooming of the floor, dusting, cleaning of utensils etc.	30821
4	49231	Motorised road freight transport	25634
5	82990	Other business support service activities n.e.c.	23624
6	79110	Travel agency activities	19410
7	62099	Other information technology and computer service activities n.e.c	14055
8	96020	Hairdressing and other beauty treatment	13969
9	56102	Cafeterias, fast-food restaurants and other food preparation in market stalls	12443
10	56292	Operation of canteens or (e.g. for factories, offices, hospitals or schools) on a concession basis	11762
11	71100	Architectural and engineering activities and related technical consultancy	10184
12	68200	Real estate activities on a fee or contract basis	9739
13	79120	Tour operator activities	9092
14	68100	Real estate activities with own or leased property	9039
15	70200	Management consultancy activities	8285
16	56101	Restaurants without bars	7978

17	64990	Other financial service activities, except insurance and pension funding activities, n.e.c	7938
18	56210	Event catering	7268
19	63999	Other information service activities n.e.c.	7115
20	96091	Social activities such as escort services, marriage bureaus	7012
21	69201	Accounting, bookkeeping and auditing activities	6979
22	69202	Tax consultancy	6646
23	52294	Weighing of goods	6474
24	81300	Landscape care and maintenance service activities	6473
25	73100	Advertising	6464
26	95111	Repair and maintenance of computer and peripheral equipment	6401
27	45403	Maintenance and repair of motor cycles, mopeds, scooters and three wheelers	6285
28	87900	Other residential care activities n.e.c.	6091
29	52109	Storage and warehousing n.e.c.[Includes general merchandise warehouses and warehousing of furniture, automobiles, gas and oil, chemicals, textiles etc. Also included is storage of goods in foreign trade zones]	6069
30	56304	Mobile beverage vendors	5919
